

Year 1 Phonics screening test

FEBRUARY 2025



Aims

Have a clear understanding of what the phonics test will look like and when it will take place

Understand how the phonics test will be administered

Understand how the children will be prepared for the test

Understand how you can support your child at home

Understand how the results will be reported to parents

Understand what happens if your child does not pass the phonics test in Year 1

Have a clear understanding of what the phonics test will look like

The test will be administered during the week beginning 9th June 2025. During this week children will access the test on a 1:1 basis.


The test is purely testing their phonics knowledge.

The test is made up of 40 words, 20 of which are real and 20 words known as pseudo words (made up words) which the children will be asked to read.

Key stage 1

Phonics screening check


Pupils' materials



Example paper

Section 1

sut




yad



dop



uct



Section 1

shop

yell

peel

check

Section 2

slimp



craint



splet



strave



Section 2

elbow

tailor

sequins

whirling

Understand
how the
phonics test will
be administered

Test will be administered by a familiar adult

1:1

Quiet space with no distractions

Understand how the children will be prepared for the test

Children will not experience anything other than Quality first phonics teaching leading up to the test. It will be kept very low key and all children will have been given the best opportunities to be ready for the test.

Children will be taught strategies to support them to access the test during their phonics lessons.

Children will be encouraged to use sound buttons when completing the test as this is part of their normal approach to sounding out unknown words.

Understand
how you can
support your
child at home




Make reading fun



Have your child help you read out
everyday words around them, like
the shopping list.



Encourage and support them to
recognise when more than one
letter make a sound E.G: turn

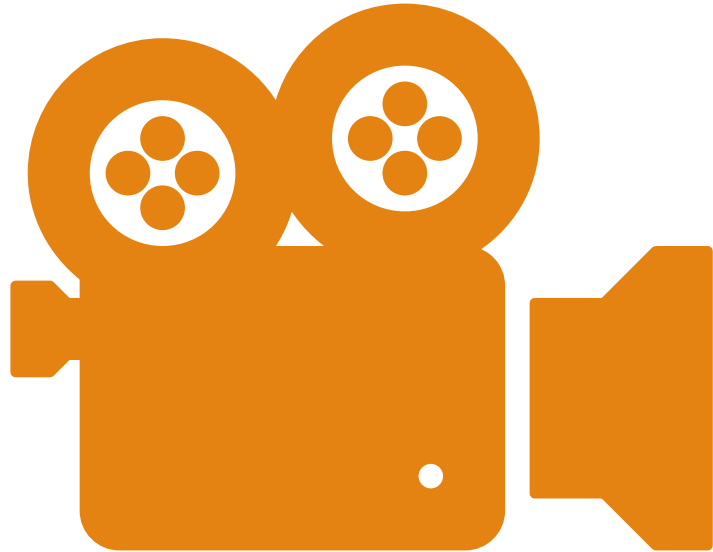


Parent Portal

<https://parents.fft.org.uk/>

Passcode: plsra7

Pronunciation videos



<https://vimeo.com/showcase/9340990>

Support
through 'Green
words'

Green words

Practises ie, al, il

cries	fried	pie
tries	replies	metal
Fossil		

Green words

Practises ew

drew	flew	chew
new	few	

Understand
how the results
will be reported
to
Parents/Carers?

The Pass mark will be made available to the school once the testing window has closed.

These results will be collated as a school and submitted to the Local Authority.

Results will be shared along with the children's end of year outcomes in their end of year report.

What happens
if your child
does not pass
the phonics test
in Year 1?

DO NOT WORRY!

We are invested in providing your child with a skill which will help them become readers, not pass a phonics test. Whilst we will do everything we can to give them the best opportunities of passing, if they don't the test will be re-administered when the child is in Year 2.

Interventions are in place to ensure all children have the best opportunity to access the test.



Questions?